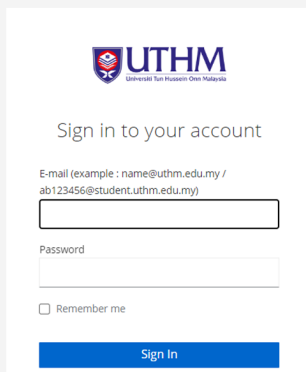


1 Login
<http://smap.uthm.edu.my/>



UTHM
Universiti Tun Hussein Onn Malaysia

Sign in to your account

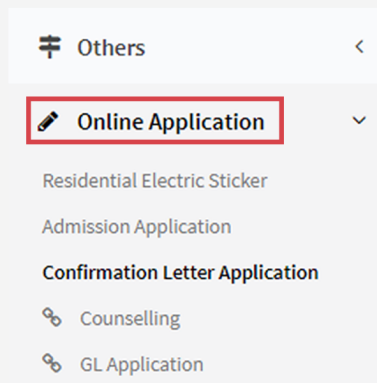
E-mail (example : name@uthm.edu.my / ab123456@student.uthm.edu.my)

Password

Remember me

Sign In

2 Klik Online Application pada menu



Others

Online Application

Residential Electric Sticker

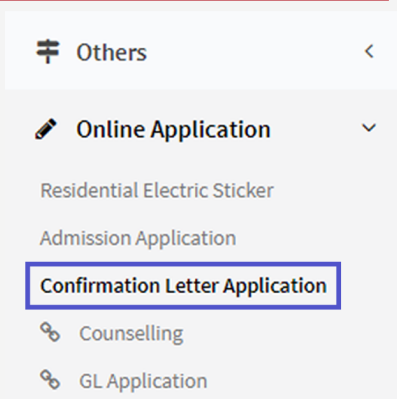
Admission Application

Confirmation Letter Application

Counselling

GL Application

3 Pilih Confirmation Letter Application



Others

Online Application

Residential Electric Sticker

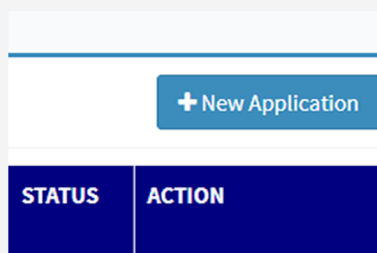
Admission Application

Confirmation Letter Application

Counselling

GL Application

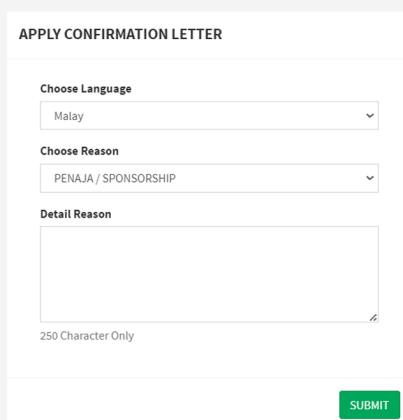
4 Klik pada New Application



+ New Application

STATUS	ACTION
--------	--------

5 Isi tujuan permohonan (Contoh: Biasiswa Pelajar)



APPLY CONFIRMATION LETTER

Choose Language
Malay

Choose Reason
PENAJA / SPONSORSHIP

Detail Reason

250 Character Only

SUBMIT

6 Muat turun Surat Pengesahan Pelajar

Pelajar boleh muat turun Surat Pengesahan Pelajar setelah pihak Pejabat Pengurusan Akademik UTHM muat naik surat tersebut dalam tempoh lima (5) hari bekerja.



STATUS	ACTION
Processed	View
	Download

THE PROCEDURE FOR APPLYING FOR A STUDENT CONFIRMATION LETTER THROUGH THE STUDENT ACADEMIC INFORMATION SYSTEM (SMAP)



1 Login <http://smap.uthm.edu.my/>

2 Click Online Application on the menu

3 Choose Confirmation Letter Application

4 Click on New Application

5 Fill in the purpose of the application (Example : Student's scholarship)

6 Download Student Confirmation Letter

Students can download the Student Confirmation Letter after the Academic Management Office (PPA) UTHM uploads the letter within five (5) working days.